

Active Distributors ASi, IP67

2 x connectors for profile cable

Periphery connection via
 4 x M12 cable sockets, straight, 5 poles +
 1 x round cable/connecting wires



(Figure similar)



Figure	Inputs digital	Outputs digital	Input voltage (sensor supply) (1)	Output voltage (actuator supply) (2)	Connection (3)	M8/M12 wiring (4)	ASi address (5)	Special function	Art. no.
	4	4 x electronic	out of ASi	out of AUX	4 x M12 cable sockets, straight, 5 poles + 1 x round cable/connecting wires	Single	1 AB address	–	BWU3786

- (1) **Input voltage (sensor supply):** inputs are supplied by ASi or by AUX (auxiliary 24 V power). If supplied by ASi, inputs shall not be connected to earth or to external potential.
- (2) **Output voltage (actuator supply):** outputs are supplied by ASi or by AUX (auxiliary 24 V power). If supplied by ASi, outputs shall not be connected to earth or to external potential
- (3) **Connection:** further connection options are available on request.

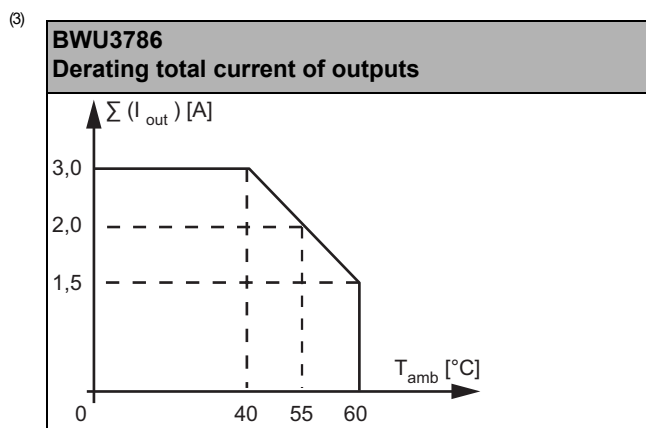
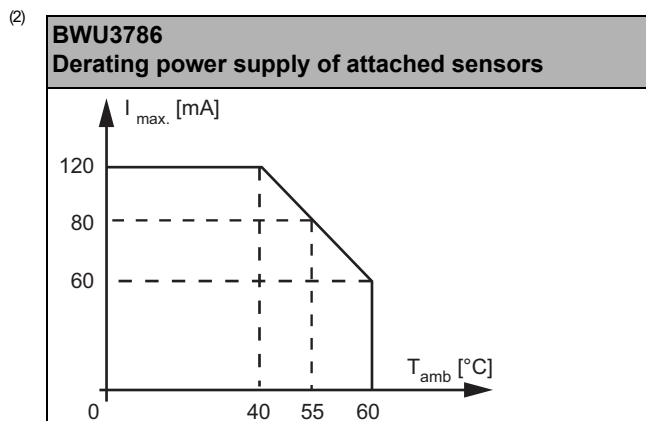
M12 cable socket, angled	M12 cable socket, straight	M8 cable socket, straight	round cable / connecting wires	Push in terminals
PUR line: oil resistant				

- (4) **M8/M12 wiring:**
Single wiring: 1 input or output per connection.
Y wiring: 2 inputs or outputs per connection.
Mixed wiring: 1 input and 1 output per connection.
- (5) **ASi address:** AB addresses (max. 62 AB addresses/ASi network), 2 AB addresses (max. 31 modules with 2 AB addresses), Single addresses (max. 31 Single addresses/ASi network), mixed use allowed.
 Upon request, ASi-3 nodes are available with specific ASi node profiles.
 For modules with two ASi-3 nodes the 2nd ASi-3 node is turned off as long as the 1st ASi-3 node is addressed to address "0".

Article No.		BWU3786
General data		
Device type		Input/output
Connection		
ASi/AUX connection		profile cable and piercing
Periphery connection		4 x M12 cable sockets, straight, 5 poles + 1x round cable/connecting wires
M12 wiring ⁽¹⁾		single wiring
Round cable		2,0 m max. allowed tensile strain 10 N
ASi		
Profile		S-7.A.7 (ID1=7 fixed)
Address		1 AB address
Required Master profile		≥M4
As of ASi specification		3
Operating voltage		30 V (18 ... 31.6 V)
Max. current consumption		165 mA
Max. current consumption without sensor/ actuator supply		45 mA
AUX		
Operating voltage		24 V (18 ... 30 V _{DC})
Max. current consumption		3 A
Input		
Number		4
Power supply		out of ASi
Power supply of attached sensors	up to +40 °C	120 mA ⁽²⁾
	at +55 °C	80 mA ⁽²⁾
	at +60 °C	60 mA ⁽²⁾
Switching threshold		U < 5 V (low) U > 15 V (high)
Output		
Number		4
Power supply		out of AUX
Max. output current	up to +40 °C	1 A per output, $\sum (\text{Out}) \leq 3 \text{ A}^{(3)}$
	at +55 °C	1 A per output, $\sum (\text{Out}) \leq 2 \text{ A}^{(3)}$
	at +60 °C	1 A per output, $\sum (\text{Out}) \leq 1,5 \text{ A}^{(3)}$
Display		
LED ASi/FLT (red/green)		green: ASi voltage on, ASi node online green/red: ASi voltage on, but ASi node offline green flashing/red: address 0 alternating green flashing/red flashing: peripheral fault ⁽⁴⁾ off: no ASi voltage
LED AUX (green)		on: 24 V _{DC} AUX off: no 24 V _{DC} AUX
LEDs I1 ... I4 (yellow)		state of inputs I1 ... I4
LED O1 ... O4 (yellow)		state of outputs O1 ... O4

Article No.	BWU3786
Environment	
Applied standards	EN 61000-6-2 EN 61000-6-3 EN 61131-2 EN 60529
It can be used with a switched AUX cable, which is passively safe up to SIL3/PLe	yes ⁽⁵⁾
Operating altitude	max. 2000 m
Ambient temperature	-30 °C ... +60 °C ⁽²⁾ ⁽³⁾ ⁽⁶⁾
Storage temperature	-25 °C ... +85 °C
Housing	plastic, for screw mounting, suitable for cable ducts (≥35 mm installation depth)
Pollution degree	2
Protection category	IP67 ⁽⁷⁾
Maximum tolerable shock and vibration stress	≤15g, T≤11 ms 10 ... 55 Hz, 0,5 mm amplitude
Insulation voltage	≥500 V
Weight	100 g
Dimensions (W / H / D) in mm	60 / 45 / 35

- (1) **M8/M12 wiring:**
Single wiring: 1 input or output per connection.
Y wiring: 2 inputs or outputs per connection.
Mixed wiring: 1 input and 1 output per connection.



- (4) **see table "Peripheral fault indication"**
- (5) The module is suitable for use in paths with a passively safe-switched AUX cable, since an exclusion of errors can be assumed for the connection of the two ASi and AUX potentials.
- (6) Down to -25 °C with flexibly mounted cable, -30 °C only with fixed mounted cable.
- (7) Protection category IP67 can only be achieved, if also the cable connector fulfills IP67

UL-specifications (UL61010) BWU3786	
External protection	An isolated source with a secondary open circuit voltage of $\leq 30 V_{DC}$ with a 3 A maximum over current protection. Over current protection is not required when a Class 2 source is employed.
In general	UL mark does not provide UL certification for any functional safety rating or aspects of the above devices.

Article no.	Peripheral fault indication		
	Overload sensor supply	Output short circuited	AUX voltage missing
BWU3786	•	•	•

Programming	ASi bit assignment			
	D3	D2	D1	D0
	input			
BWU3786	I4	I3	I2	I1
	output			
BWU3786	O4	O3	O2	O1

Programming	ASi bit assignment			
	parameter bit			
	P3	P2	P1	P0
BWU3786	not used	0= on / 1= off (synchronous I/O mode)	0= on / 1= off (data input filter 128 μ s)	0= off / 1= on (Watchdog)

Pin assignment

Signal name	Explanation
Ix	digital input x
Ox	digital output x
24V _{ext out}	power supply, out of external voltage, positive pole (AUX, actuator supply)
0V _{ext out}	power supply, out of external voltage, negative pole (AUX, actuator supply)
24V _{out of ASi}	power supply, out of ASi, positive pole (sensor supply)
0V _{out of ASi}	power supply, out of ASi, negative pole (sensor supply)
ASi +, ASi -	connection to ASi bus
n.c. (not connected)	not connected

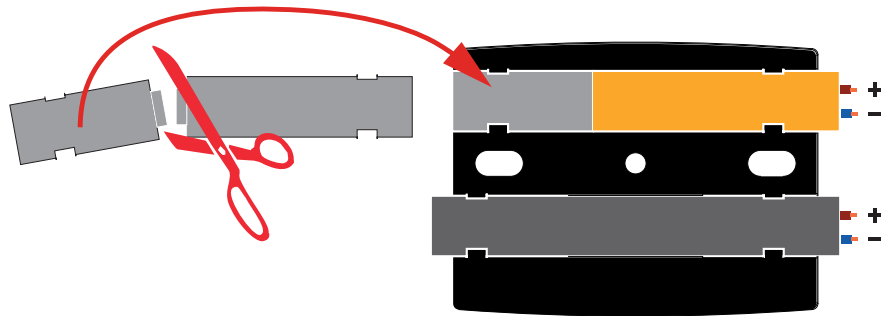
Connections: M12 cable sockets, straight, 5 poles + round cable/connecting wires

Article no.	M12 connection	Pin1	Pin2	Pin3	Pin4	Pin5		
BWU3786	X1	24V out of ASi	n.c.	0V out of ASi	I4	n.c.		
	X2	24V out of ASi	n.c.	0V out of ASi	I2	n.c.		
	X3	24V out of ASi	n.c.	0V out of ASi	I3	n.c.		
	X4	24V out of ASi	n.c.	0V out of ASi	I1	n.c.		
	connecting wires	BN	WH	BU	BK	GY		
	X5	O1	0 V ext.out	O2	O3	O4		

Line termination with sealing profile



max. IP54



Accessories:

- Sealing profile IP67 (IDC plug), 60 mm (art. no. BW3282)
- ASi-5/ASi-3 Address Programming Device (art. no. BW4925)