

ASi-3 BACnet/IP Gateway with integrated Safety Monitor



2 ASi-3 master, BACnet B-ASC

Up to 64 release circuits

- up to 6 release circuits SIL 3, cat. 4 on the Monitor, electronic safe outputs

Safe ASi outputs are supported

- up to 64 independent ASi outputs
Multiple safe ASi outputs possible via a single ASi address

OPC UA interface and REST API for IIoT applications

Integrated web server for simple diagnostics and maintenance

Safe speed and standstill monitoring


Applications up to category 4/PLe/SIL 3

Chip card for storage of configuration data



(figure similar)



Figure	Fieldbus Interface (1)	Safety communication	Inputs Safety, SIL 3, cat. 4	Outputs Safety, SIL 3, cat. 4	Inputs Safety, expandable to	Safety outputs, independent according to SIL 3, expandable to	Number of ASi networks, number of ASi Master (2)	Integrated decoupling, ASi current measurement in the gateway (3)	Diagnostic and configuration interface (4)	Art. no.
	BACnet/IP, OPC UA	Safe Link	3 x 2 channels	6 release circuits; 6 x electronic safe outputs	max. 128 x 2 channels, max. 3968 in max. configuration	max. 128, max. 3968 in max. configuration	2 ASi networks, 2 ASi-3 Masters	no, max. 8A/ASi network, redundant supply	Ethernet fieldbus, Ethernet diagnostic	BWU4001

(1) **Fieldbus interface**

Communication interface between fieldbus and gateway: interfaces for standardized fieldbus systems in industrial automation.

BACnet/IP ASi gateway: interface for a BACnet/IP fieldbus

OPC UA server: interface for the OPC UA communication.

(2) **Number of ASi networks, number of ASi Master**

"Double Master": 2 ASi networks, 2 ASi Masters.

(3) **Integrated decoupling, ASi current measurement in the gateway**

"no, max. 8 A/ASi network, redundant supply": 1 power supply per ASi network. Gateway is powered in normal operation from one of the two ASi power supplies. Should one ASi power supply fail, switching to the other ASi power supply allows all the diagnostics functions to be maintained and the unaffected ASi network continues to operate.

(4) **Diagnostic and configuration interface**

"Ethernet fieldbus + Ethernet diagnostic": Access to ASi Master and Safety Monitor with Bihl+Wiedemann software by using the Ethernet diagnostic interface or Ethernet fieldbus interface

The latest version of the device description file of the gateway is available in the "Downloads" section of the respective device.

ASi-3 BACnet/IP Gateway with integrated Safety Monitor

Article no.	BWU4001
Fieldbus interface	
Type	BACnet/IP; 2 x RJ-45, integrated 2-Port-Switch,
Baud rate	10/100 MBaud
IT interface	OPC UA server, web server, REST API
Function	BACnet B-ASC
Card slot	chip card for storage of configuration data
Diagnostic Interface	
Type	Ethernet; RJ-45 acc. to IEEE 802.3
Baud rate	10/100 MBaud half-duplex or full-duplex
IT interface	OPC UA server, web server, REST API
Safety communication	Safe Link
ASi	
ASi specification	3.0
Cycle time	150 μ s * (number of ASi-3 nodes + 2)
Operating voltage	30 V _{DC} (20 ... 31,6 V) (PELV voltage)
Operating current	300 mA
ASi Power24V capability ⁽¹⁾	no
AUX	
Operating voltage	24 V _{DC} (19,2 ...28,8 V)
Max current consumption	7,2 A
Display	
LCD	menu, indication of ASi addresses and error messages in plain text
LED power (green)	power on
LED net (green)	BACnet kommunikation activ
LED config error (red)	configuration error
LED U ASi (green)	ASi voltage o.k.
LED ASi active (green)	ASi normal operation active
LED prg enable (green)	automatic addresses programming enabled
LED prj mode (yellow)	configuration mode active
LED AUX (green)	ASi power on and auxiliary power on
LEDs SI1 ... SI6 (yellow)	state of inputs: LED off: open LED on: closed
LEDs SO1 ... SO6 (yellow)	state of outputs: LED off: open LED on: closed
UL-specifications (UL508)	
External protection	An isolated source with a secondary open circuit voltage of ≤ 30 V _{DC} with a 3 A maximum over current protection. Over current protection is not required when a Class 2 source is employed.
In general	UL mark does not provide UL certification for any functional safety rating or aspects of the above devices.

ASi-3 BACnet/IP Gateway with integrated Safety Monitor

Article no.	BWU4001
Environment	
Standards	EN 62026-2 EN60529 EN 61000-6-2 EN 61000-6-4 EN 62061, SIL 3 EN 61508, SIL 3 EN ISO 13849-1, Performance-Level e EN ISO 13849-2
Operating altitude	2000 m
Ambient temperature	-25 °C ... +55 °C (no condensation permitted)
Storage temperature	-25 °C ... +85 °C
Housing	stainless steel, for DIN rail mounting
Pollution Degree	2
Protection category	IP20
Tolerable loading referring to humidity	according to EN 61131-2
Maximum tolerable shock and vibration stress	according to EN 61131-2
Voltage of insulation	≥500 V
Weight	800 g
Dimensions (W / H / D in mm)	109 / 120 / 106

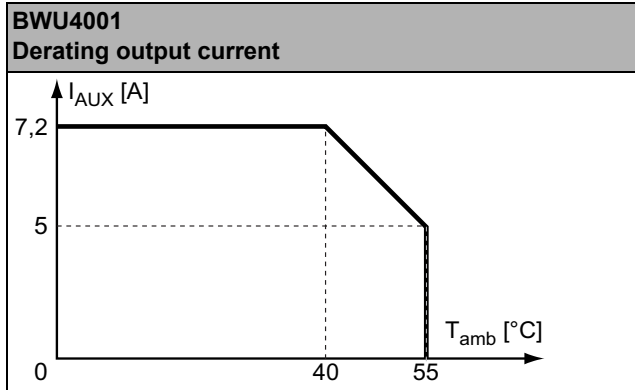
(1) **ASi Power24V**

The device can be operated directly on a 24 V (PELV) power supply. The gateway has been optimized with integrated data coupling coils and adjustable self-resetting fuses for safe use of powerful 24 V power supplies.

Article no.	BWU4001
Safety monitor	
Start delay	< 10 ms
Max. turn-off time	< 40 ms
Antivalent switches for local inputs	yes
Standstill monitors for local inputs	6 axes, up to 50 Hz ⁽¹⁾
Speed monitors for local inputs	3 to 6 axes, up to 400 Hz ⁽²⁾
Selection of Mode of Safe Operation	yes
Connection	
Connection	COMBICON
Length of connector cable	unlimited ⁽³⁾
Input	
Inputs Safety, SIL3, cat. 4	3 x 2 channels ⁽⁴⁾
Inputs digital, EDM	up to 6 standard inputs ⁽⁴⁾
Switching current	15 mA (T = 100 µs), continuously 4 mA at 24 V
Power supply	out of AUX
Sensor supply	short-circuit and overload protected according to EN 61131-2
Output	
Number of release circuits on the monitor	6
Outputs	semiconductor output max. contact load: 1,2 A _{DC-13} at 30 V, $\Sigma = 7,2$ A in sum ⁽⁵⁾
Power supply (semiconductor outputs)	out of AUX
Output	short-circuit and overload protected according to EN 61131-2
Test pulse (semiconductor outputs)	if output is on: minimum interval between 2 test pulses: 250 ms; maximum pulse width 1 ms

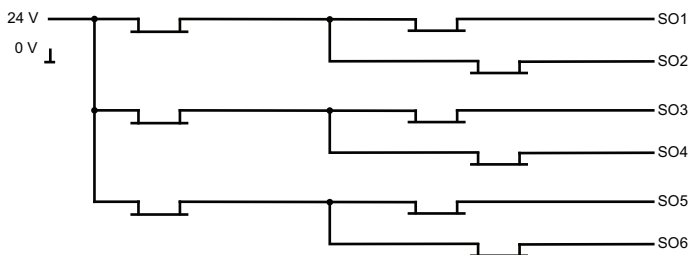
ASi-3 BACnet/IP Gateway with integrated Safety Monitor

- (1) connection at all SI or SO terminals possible.
- (2) connection only at terminals SO1 ... SO6 configured as standard inputs (see "Variations of terminal configuration for BWU4001")
- (3) loop resistance $\leq 150 \Omega$
- (4) see "Variations of terminal configuration for BWU4001"
- (5)



	BWU4001
Data decoupling integrated in the gateway	•
Redundant power supply out of ASi: all fundamental functions of the device remain available even in case of power failure in one of the two ASi networks	•
Current measurement of the ASi circuits	-
Self-resetting adjustable fuses	-
ASi earth fault monitor distinguishes between ASi cable and sensor cable	-
Cost-effective power for 2 ASi networks with 1 power supply	-

Safety outputs block diagram BWU4001



ASi-3 BACnet/IP Gateway with integrated Safety Monitor

Variations of terminal configuration for BWU4001

Terminal	Safe output	Safe input for mechanical contacts in combination with T1, T2 ⁽¹⁾	Safe antivalent input ⁽¹⁾	Safe electronic input ⁽¹⁾	Standard input ⁽¹⁾
SI1,2	–	•	•	•	•
SI3,4	–	•	•	•	•
SI5,6	–	•	•	•	•
SO1,2 ⁽²⁾	•	•	•	–	•
SO3,4 ⁽²⁾	•	•	•	–	•
SO5,6 ⁽²⁾	•	•	•	–	•

(1) Inputs must be supplied from the same 24V voltage source connected to the supply terminals of the local safe I/Os of the device.

(2) If outputs are configured as inputs, the input current has to be limited by an external element at ≤ 100 mA.

Connections: Gateway + Safety Monitor:

BWU4001	Connection	Description
<p>safe inputs/ standard inputs</p> <p>safe outputs</p> <p>+ASI 1- +ASI 1- +ASI 2- ASI +PWR- (max. 8A)</p>	SI1, SI3, SI5	Safe input terminal (T1)
	SI2, SI4, SI6	Safe input terminal (T2)
	T1	Clock output 1
	T2	Clock output 2
	SO1 ... SO6	Safe semiconductor outputs 1 ... 6
	24 V, 0 V	Power supply for local I/Os
	+ASI 1-, +ASI 2-	Connection of ASi circuits
	ASI +PWR-	Power supply for Gateway and ASi networks

Accessories:

- Safe contact expander, 1 or 2 independent channels (art. no. BWU2548 / BWU2539)
- Chip card, memory capacity 128 kB (art. no. BW2222)
- Bihl+Wiedemann Safety Suite - Safety Software for Configuration, Diagnostics and Commissioning (art. no. BW2916)
- Power supplies, e.g.: ASi power supply, 4 A (art. no. BW1649), ASi power supply, 8 A (art. no. BW1997)
(further power supply units can be found at www.bihl-wiedemann.de/en/products/accessories/power-supplies)